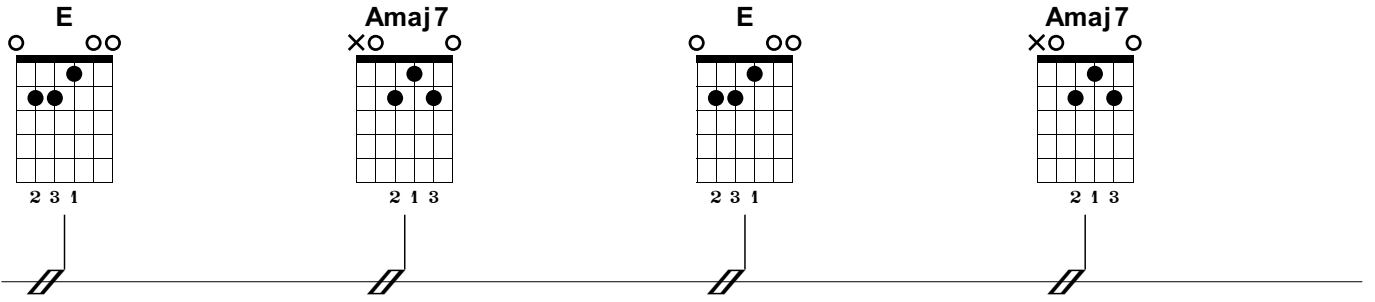
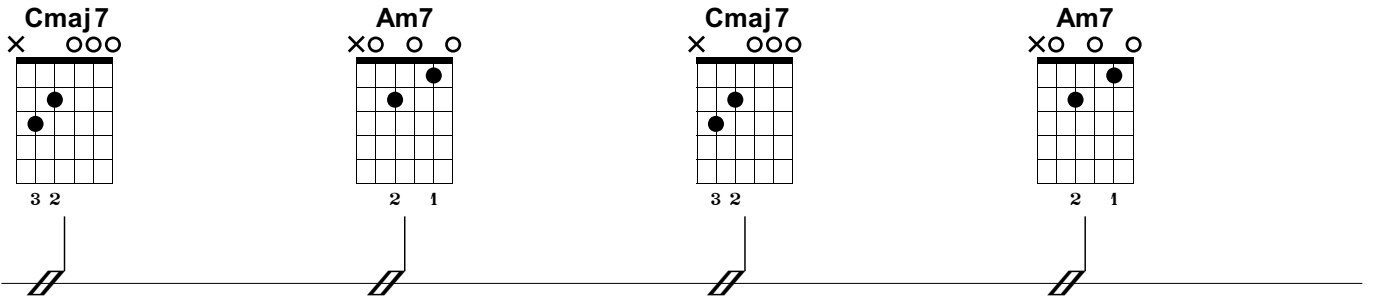


Chord training - exercises

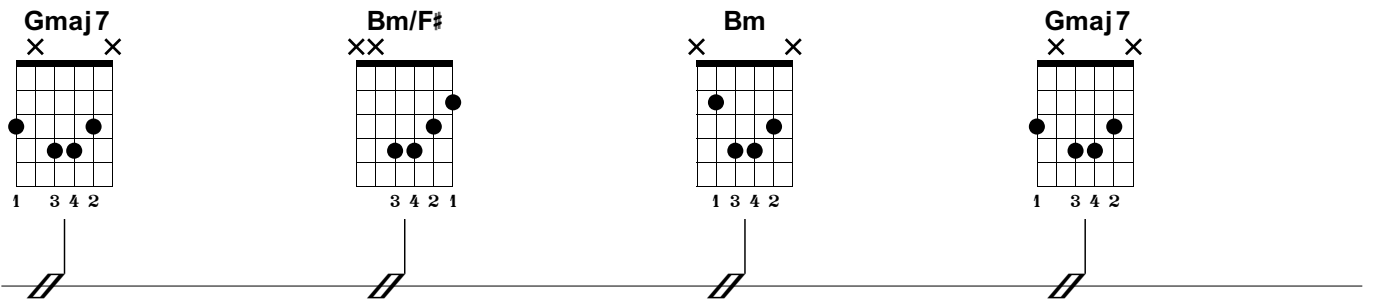
Warm-up vamp: don't lift finger on the 3rd string, 1st fret.



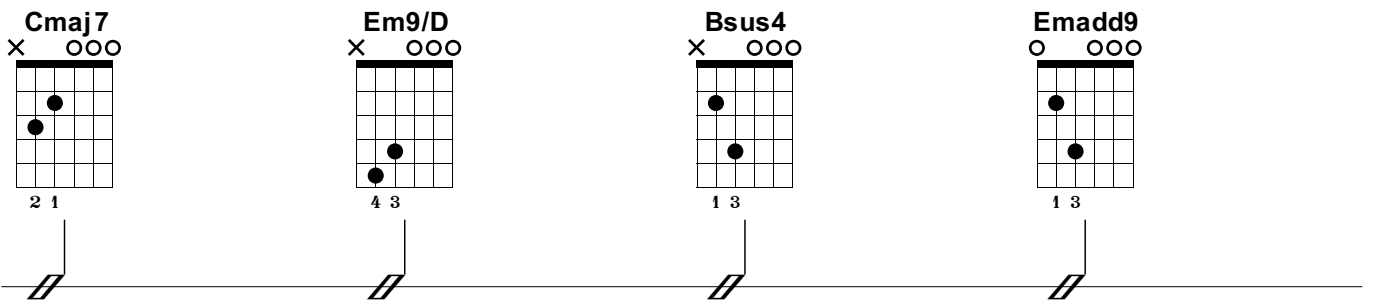
Warm-up vamp: don't lift the 2 finger



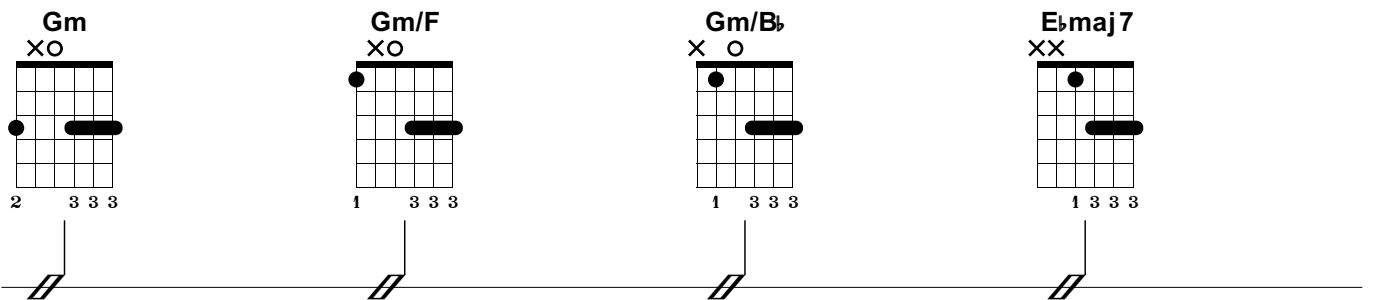
Only move the index finger



Finger control exercise



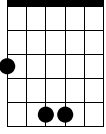
Don't move the finger that bars the three high strings



Chord training - exercises

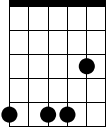
Don't move the 3 or 4 fingers

Gadd11
X O X



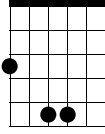
1 3 4

Am11
X X



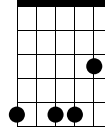
2 3 4 1

Gadd11
X O X



1 3 4

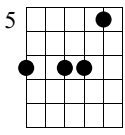
Am11
X X



2 3 4 1

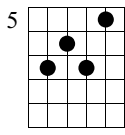
Only move two fingers

Bm11
X X



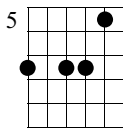
2 3 4 1

E7
X X



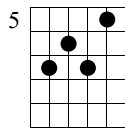
5

Bm11
X X



5

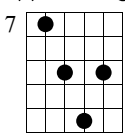
E7
X X



5

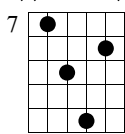
Stretch exercise: don't move the 1 and 4 fingers and switch positions with the other fingers

Eadd9
X O



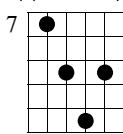
1 2 4 3

Gmaj7/E
X X



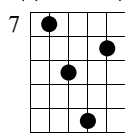
1 3 4 2

Eadd9
X O



1 2 4 3

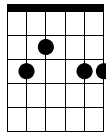
Gmaj7/E
X X



1 3 4 2

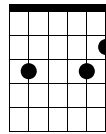
Don't move the 2 and 3 fingers – the index finger moves between two F# positions

Cadd9
X O



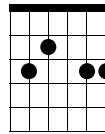
2 1 3 4

Csus2
X O O



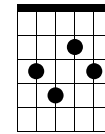
2 3 1

Cadd9
X O



2 1 3 4

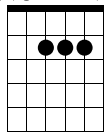
D9/C
X O



2 4 1 3

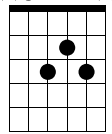
Only move the 3 and 4 fingers

A
X O X



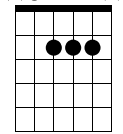
1 2 3

Asus4(#5)
X O X



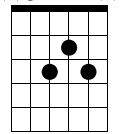
3 2 4

A
X O X



1 2 3

Asus4(#5)
X O X



3 2 4