


GUITAR PROGRESSIONS - Common finger concept

Diagrams and tab notation

1

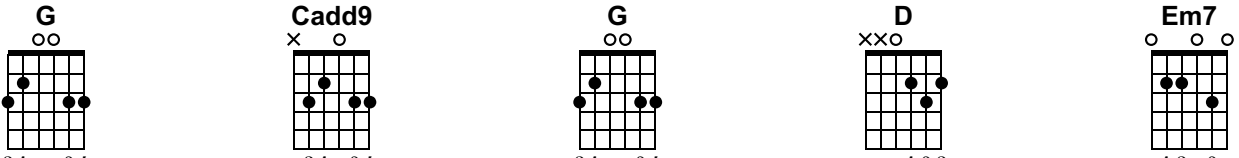
The ring finger on the 2nd string is the common finger

D **Gmaj7(no3)** **A7sus4** **D**


2 2 0 2
 3 3 0 3
 2 0 0 2
 0 0 0 0
 T 4 4 4
 A 4 4 4
 B 4 4 4

2

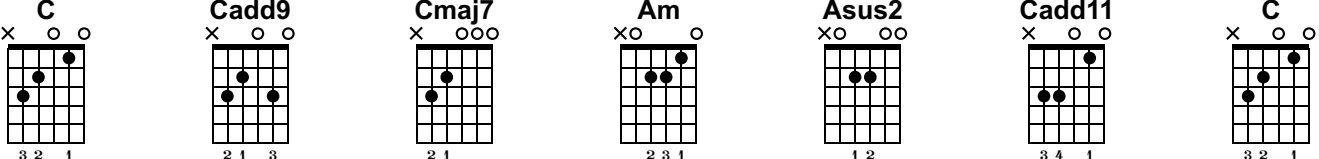
The ring finger on the 2nd string is the common finger

G **Cadd9** **G** **D** **Em7**


3 3 0 3 0
 3 3 0 3 3
 0 0 0 0 2
 2 2 2 2 2
 3 3 3 3 0

3

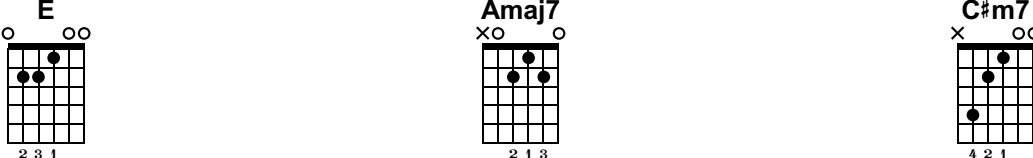
The middle finger on the 4th string is the common finger

C **Cadd9** **Cmaj7** **Am** **Asus2** **Cadd11** **C**


0 0 0 0 0 1 0
 1 3 0 1 0 0 1
 0 0 0 2 2 0 0
 2 2 2 2 2 3 2
 3 3 3 0 0 3 3

4

The index finger on the 3rd string is the common finger

E **Amaj7** **C#m7**


0 0 0 0 0
 0 2 1 2 1
 1 1 2 2 2
 2 2 2 2 4
 0 0 0 0 0